


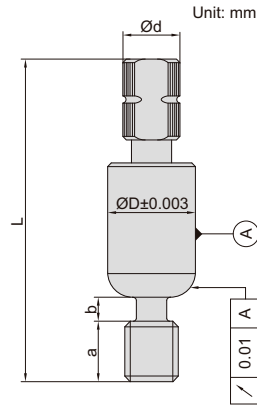
THREADED HOLE LOCATION GAGES

←INSIZE→PLUS

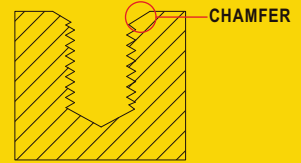
- Chamfering should be processed at the same time as the screw part.



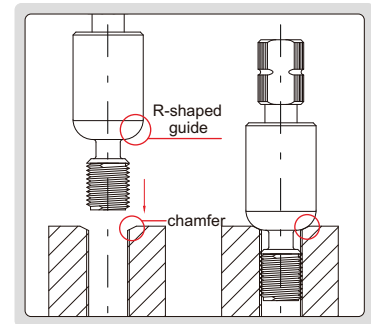
4676-12



ATTENTION: CHAMFERING SHOULD BE PROCESSED AT THE SAME TIME AS THE SCREW PART



There is a R-shaped guide, which leads the gage to the center of the threaded holes by fitting the R-shaped guide on the chamfer of the threaded holes.



(mm)

Code	Size	Ød	ØD	a	b	L
4676-3	M3×0.5	4	7	4	2	26
4676-4	M4×0.7	4	7	4	2	26
4676-5	M5×0.8	5.5	9	6	2	33
4676-6	M6×1.0	5.5	9	6	2	33
4676-8	M8×1.25	8.5	13	9	3.5	48
4676-10	M10×1.5	8.5	13	9	3.5	48
4676-12	M12×1.75	12	17	10	3.5	55

application

