

BORE PLUG GAGES

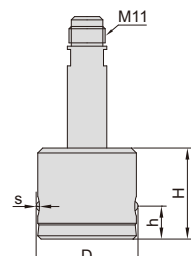
INSIZE PLUS
MADE IN EUROPE



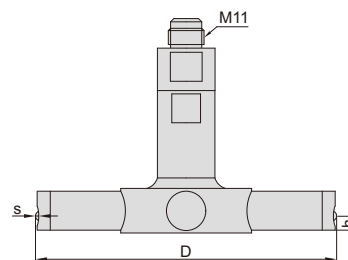
Type A



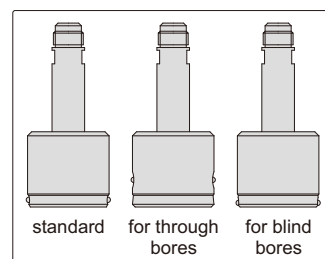
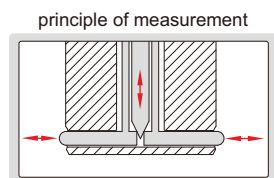
Type B



Type A (2-130mm)



Type B (130.1-300mm)



SPECIFICATION OF PROBE

(mm)

Range (ØD)	2-3	3.1-4	4.1-6	6.1-9	9.1-12	12.1-20	20.1-40	40.1-60	60.1-130	130.1-300
Type	A	A	A	A	A	A	A	A	A	B
Travel of point (s)	0.15	0.15	0.15	0.2	0.2	0.2	0.2	0.2	0.2	0.2
Height of point (h)	standard	1	1.5	1.5	2.5	2.5	2.5	3.5	3.5	6
	for through bores	—	6	6	6	10	10	10	10	—
	for blind bores	0.7	1	1	1	1	1	1.2	1.2	3
Height of probe (H)	17.5	26	10	15	15	15	20	28	33	—
Repeatability	0.001	0.001	0.001	0.0005	0.0005	0.0005	0.0005	0.0005	0.001	0.002



PROBE

Code	Type
4653-A□□□□□	standard
4653-B□□□□□	for through bores
4653-C□□□□□	for blind bores

Ordering examples:

Code	Type	Range
4653-A30D6H7	standard	30.6H7

Attention: "D"stands for "."

SETTING RING

Code
6312-□□□□□

HANDLE

Code	Length(L)	Diameter(ØD)	Retraction
4653-150	45mm	12mm	without
4653-1105	105mm	12mm	without
4653-1235	235mm	12mm	without
4653-2145	145mm	18mm *	without
4653-2235	235mm	18mm *	without
4653-H70	70mm	12mm	with

* When measuring range is larger than 60mm, we suggest to use the 18mm handle



4653-G



4653-J



set measuring depth

DEPTH STOP

Code	Applicable for probe
4653-G□□□□□	3.0~60mm
4653-J□□□□□	30~130mm

Ordering examples:

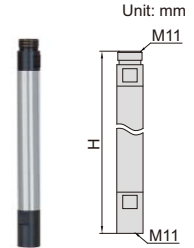
Code	Applicable for probe
4653-G22H7	22H7



set measuring depth

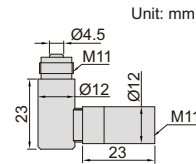
EXTENSION ROD FOR HANDLE

Code	Length (H)
4653-R50	50mm
4653-R100	100mm
4653-R250	250mm
4653-R500	500mm



90° ADAPTER

Code
4653-K1



Unit: mm

application



HANDLE FOR INDUCTIVE PROBE

Code
4653-F110

application



BASE

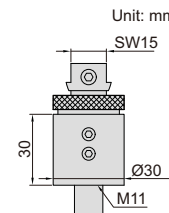
Code	Applicable holding stem
4663-STAND	Ø12mm
4663-STAND1	Ø18mm



FLOATING CLAMP HANDLE

Code
4653-M30

Suitable for automatic measurement



Unit: mm

application

