

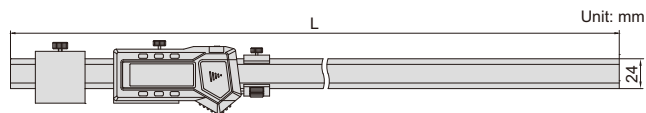
UNIVERSAL CALIPERS

DATA
OUTPUT



1125-600

- No waterproof
- Buttons: on/off, set, mm/inch, ABS, preset (+, -)
- Automatic power off, move the digital unit to turn on power
- Battery CR2032
- Made of stainless steel



With data interface (data output cable code 7315-22, 7302-22, optional)

Code	Range *	Resolution	Accuracy	L
1125-600	0-600mm/0-24"	0.01mm/0.0005"	±0.05mm	778mm
1125-1000	0-1000mm/0-40"	0.01mm/0.0005"	±0.07mm	1205mm

working with stands



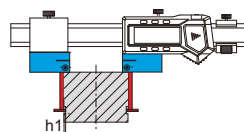
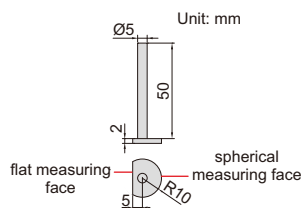
Built-in wireless (receiver code 7315-2/3/6/7/8/9 is required)

Code	Range *	Resolution	Accuracy	L
1125-600WL	0-600mm/0-24"	0.01mm/0.0005"	±0.05mm	778mm
1125-1000WL	0-1000mm/0-40"	0.01mm/0.0005"	±0.07mm	1205mm

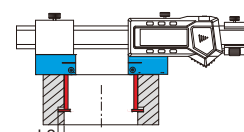
working with measuring jaws



Half disk points (included)

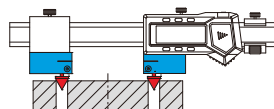
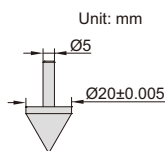


Measuring external groove diameter with flat measuring face (depth $h1 \leq 2.5\text{mm}$)



Measuring internal groove diameter with spherical measuring face (depth $h2 \geq 7.5\text{mm}$)

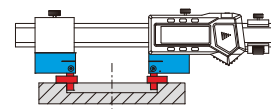
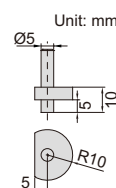
Conical points (optional)



Measuring center distance

Code
1125-T101

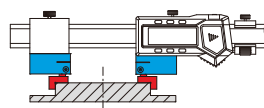
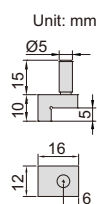
Round shoulder points (optional)



Measure inside diameter of shallow hole

Code
1125-T102

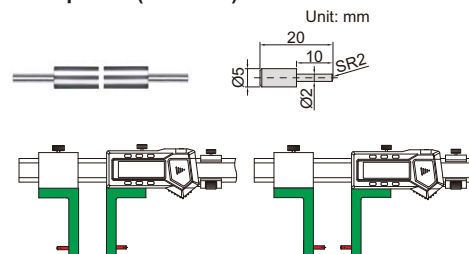
Flat shoulder points (optional)



Measure outside diameter of low boss

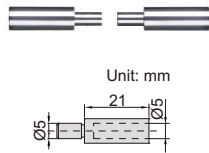
Code
1125-T103

Spherical points (included)



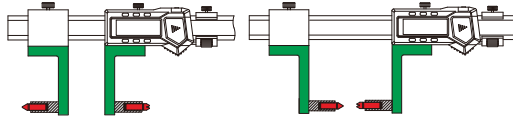
To be continued

Point sleeve (optional)



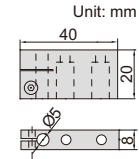
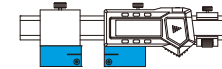
Code

1125-T104

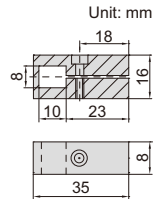
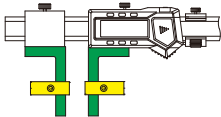


Working with multifunctional points,
ball points and screw thread points

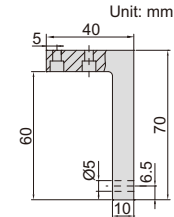
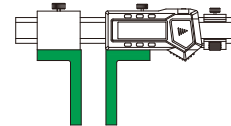
Stands (included)



Depth stop (included)



Measuring jaws (included)



Multifunctional points 7392* (optional, page 31)



Ball points 7391* (optional, page 31)



Screw thread points 7381*, 7321* (optional, page 31)



* It is necessary to use point sleeve (code 1125-T104) for these points